

Peninsula AMCL BDBL Unit Fund One

Quarterly Financial Statements (Un-Audited)

For the period from 01 July 2019 to 30 September 2019

Peninsula AMCL BDBL Unit Fund One
Statement of Financial Position (Un-Audited)
As at September 30, 2019


	Notes	30.09.2019 Taka	30.06.2019 Taka
ASSETS			
Cash and cash equivalent	5	63,392,732	78,048,280
Accrued Income	6	1,527,232	601,107
Preliminary Expenses	7	2,192,355	2,353,326
Investment in marketable securities	8	144,248,422	143,905,432
Advances, Deposit & Prepayments	9	225,782	324,042
Total Assets		211,586,522	225,232,187
EQUITY & LIABILITIES			
Unit Capital Fund	10	190,098,900	196,098,900
Unit Premium/(Discount)	11	9,446,869	9,446,869
Retained earnings	12	(1,062,842)	9,501,618
Total Equity		198,482,927	215,047,387
Liabilities			
Liabilities for expenditures	14	1,083,369	1,161,683
Provision for investment	16	11,706,154	8,720,219
Other liabilities	13	314,072	302,898
		13,103,595	10,184,800
Total equity & liabilities		211,586,522	225,232,187
NAV at Cost Value	15	11.06	11.41
Nav at Market Value	15	10.44	10.97

These financial statement should be read in conjunction with the annexed notes



 Trustee

Investment Corporation of Bangladesh



 Asset Manager

Peninsula Asset Management Company Limited

MP Hana

Peninsula AMCL BDBL Unit Fund One

Comparative Statement of Comprehensive Income (Un-Audited) For the period from 01 July 2019 to 30 September 2019

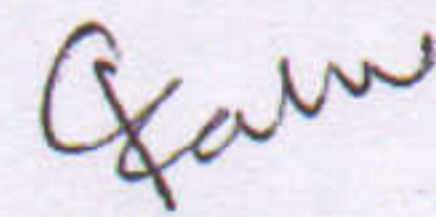
	Notes	01.07.2019- 30.09.2019 Taka	01.07.2018- 30.09.2018 Taka
Income			
Interest income	17	1,412,068	93,083
Investment income	18	(55,513)	6,088,001
Dividend Income	18	1,156,267	-
Other Income		180,000	-
Total Income		2,692,822	6,181,084
Expenditure			
Management Fee	14	1,045,615	1,149,401
Trustee Fee		49,130	54,319
Custodial Fee	14	30,509	41,338
Amortization of pre-operating expenses	7	160,971	160,971
Bank Charge & excise duty	19	575	3,450
Fund's annual fee		49,130	54,319
Audit fee	14	7,247	4,348
CBDL Expenses		3,748	8,363
Other Operating Expenses	20	99,972	175,333
Total Expenditure		1,446,897	1,651,843
Profit/(loss) before Provision and tax		1,245,925	4,529,241
Provision for diminution in value of investment		(2,985,935)	(10,887,753)
Profit/(loss) before tax		(1,740,010)	(6,358,512)
Provision for tax		-	-
Net profit/(loss) after tax		(1,740,010)	(6,358,512)
Profit brought forward		-	-
Profit Available for distribution		(1,740,010)	(6,358,512)
Earning Per Unit		(0.092)	(0.324)

These financial statements should be read in conjunction with the annexed notes.



Trustee

Investment Corporation of Bangladesh



Asset Manager

Peninsula Asset Management Company Limited

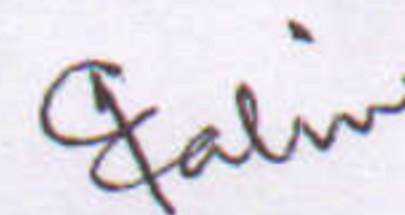
Peninsula AMCL BDBL Unit Fund One
Cash flow Statement (Un-Audited)
For the period from 01 July 2019 to 30 September 2019

	01.07.2019- 30.09.2019 Taka	01.07.2018- 30.09.2018 Taka
A) Cash flows from operating activities		
Net profit/(loss) before tax	(1,740,010)	(6,358,512)
Items not involving movement of cash		
Depreciation	-	-
Provision for diminution in value of investment	2,985,935	10,887,753
	<u>2,985,935</u>	<u>10,887,753</u>
Operating profit/(loss) before working capital	1,245,925	4,529,241
Changes in working capital:		
Decrease/(increase) in current assets:		
Accrued Income	(926,125)	(601,107)
Preliminary Expenses	160,971	638,634
Advances, Deposit & Prepayments	98,260	11,420
	<u>(666,894)</u>	<u>48,947</u>
(Decrease)/increase in current Liabilities:		
Other liabilities	11,174	1,733
Liabilities for expenditure	(78,314)	(173,746)
	<u>(67,140)</u>	<u>(172,013)</u>
	<u>(734,034)</u>	<u>(123,066)</u>
Cash flow from operating activities	<u>511,892</u>	<u>4,406,175</u>
B) Cash flows from investing activities		
Investment in marketable securities	(342,989)	29,758,982
Net cash flow/ (used in) investing activities	<u>(342,989)</u>	<u>29,758,982</u>
C) Cash flows from financing activities		
Dividend paid	(8,824,451)	(19,609,390)
Unit Premium/(Discount)	(0)	60
Unit Capital Fund	(6,000,000)	5,000
Net cash flow from financing activities	<u>(14,824,451)</u>	<u>(19,604,330)</u>
Net (Deficit)/Surplus in Cash and Bank Balances for the Year (A+B+C)	(14,655,548)	22,257,540
Cash and Bank Balances at beginning of the period	78,048,280	55,790,739
Cash and Bank Balances at the end of the period	<u>63,392,732</u>	<u>78,048,280</u>



Trustee

Investment Corporation of Bangladesh



Asset Manager

Peninsula Asset Management Company
Limited

Peninsula AMCL BDBL Unit Fund One

Statement of Changes in Equity (Un-Audited)

For the period from 01 July 2019 to 30 September 2019

Particulars	(Amount in Taka)				
	Unit Capital Fund	Unit Premium	Retained Earnings	Dividend Equalization Reserve	Total equity
Balance at July 1, 2018	196,093,900	9,446,809	21,125,656	-	226,666,365
Issued share capital	5,000	-	-	-	5,000
Unit Premium	-	60	-	-	60
Dividend Paid for the year 2017-18	-	-	(19,609,390)	-	(19,609,390)
Net profit/(loss) for the year	-	-	7,985,352	-	7,985,352
Balance at June 30, 2019	196,098,900	9,446,869	9,501,618	-	215,047,387
Balance at July 1, 2019	196,098,900	9,446,869	9,501,618	-	215,047,387
Issued unit capital	(6,000,000)	-	-	-	(6,000,000)
Unit Premium	-	-	-	-	-
Dividend Paid for the year 2018-19	-	-	(8,824,451)	-	(8,824,451)
Net profit/(loss) for the year	-	-	(1,740,010)	-	(1,740,010)
As at 30 September 2019	190,098,900	9,446,869	(1,062,842)	-	198,482,927



Trustee

Investment Corporation of Bangladesh



Asset Manager

Peninsula Asset Management Company Limited

Peninsula AMCL BDBL Unit Fund One
Investment in Marketable Securities
Portfolio statement as at 30 September 2019

(Amount in Taka)										
Sectors Name	Script Name	Unit	Cost Price per Unit	Total Cost Value	Market Price per Unit	Total Market Value	Unrealised Gain/Loss	Percentage of Total Asset @ Cost Price	Percentage of Total Asset @ Cost Price (Sector wise)	
ENGINEERING	SINGERBD	113,100.00	180.35	20,397,605.22	210.50	23,807,550.00	3,409,944.78	9.64%	19.90%	
	IFADAUTOS	187,060.50	114.92	21,497,833.98	60.30	11,279,748.15	(10,218,085.83)	10.16%		
	COPERTAC	11,904.00	10.00	119,040.00	26.40	314,265.60	195,225.60	0.06%		
	SS STEEL	8,803.00	10.00	88,030.00	32.20	283,456.60	195,426.60	0.04%		
FINANCIAL INSTITUTION	IDLC	295,620.00	75.08	22,194,500.35	48.80	14,426,256.00	(7,768,244.35)	10.49%	10.87%	
	ICB	5,878.45	135.94	799,096.33	96.60	567,858.27	(231,238.06)	0.38%		
TELECOMMUNICATION	GP	55,500.00	402.83	22,356,954.62	352.40	19,558,200.00	(2,798,754.62)	10.57%	10.22%	
FUEL & POWER	SUMMITPOWER	485,350.00	44.57	21,632,142.93	42.00	20,384,700.00	(1,247,442.93)	10.22%		
BANK	City Bank	596,367.45	34.41	20,519,298.04	25.50	15,207,369.98	(5,311,928.06)	9.70%	9.70%	
	IDLC Balanced Fund	512,819.00	9.75	5,000,000.00	9.98	5,117,933.62	117,933.62	2.36%		
MUTUAL FUND	ICB Agrani Bank Mutual Fund	250,000.00	10.00	2,500,000.00	6.10	1,525,000.00	(975,000.00)	1.18%	3.54%	
PHARMACEUTICAL	RENATA	4,419.00	1,223.57	5,406,946.92	1,261.90	5,576,336.10	169,389.18	2.56%		
	SILCO PHARMA	18,987.00	10.00	189,870.00	31.10	590,495.70	400,625.70	0.09%	2.65%	
TEXTILE	NEWLINE	19,481.00	10.00	194,810.00	16.20	315,592.20	120,782.20	0.09%		
	MISCELLANEOUS	BERGERPBL	800.00	1,464.47	1,171,573.20	1,530.30	1,224,240.00	52,666.80	0.55%	0.09%
TRAVEL & LEISURE	SEAPEARL	11,029.00	10.00	110,290.00	23.50	259,181.50	148,891.50	0.05%		
	IT SECTOR	GENEX	7,043.00	10.00	70,430.00	56.50	397,929.50	327,499.50	0.03%	0.03%
Total				144,248,422		120,836,113	(23,412,308)		7,807,315	
				BO Cash Balance						